

Artwork requirements for Designa Notebook

Format:

- Artwork should be supplied as Vectors where possible.
- Raster graphics should be high resolution at minimum 300dpi CMYK.
- Suitable file formats are AI, EPS or PDF.
- All linked files should be embedded within.

Colour:

- All colours to be supplied as CMYK to avoid discrepancies by Pantone or RGB colour conversion.

Text:

- All text should be converted to curves/outlines.

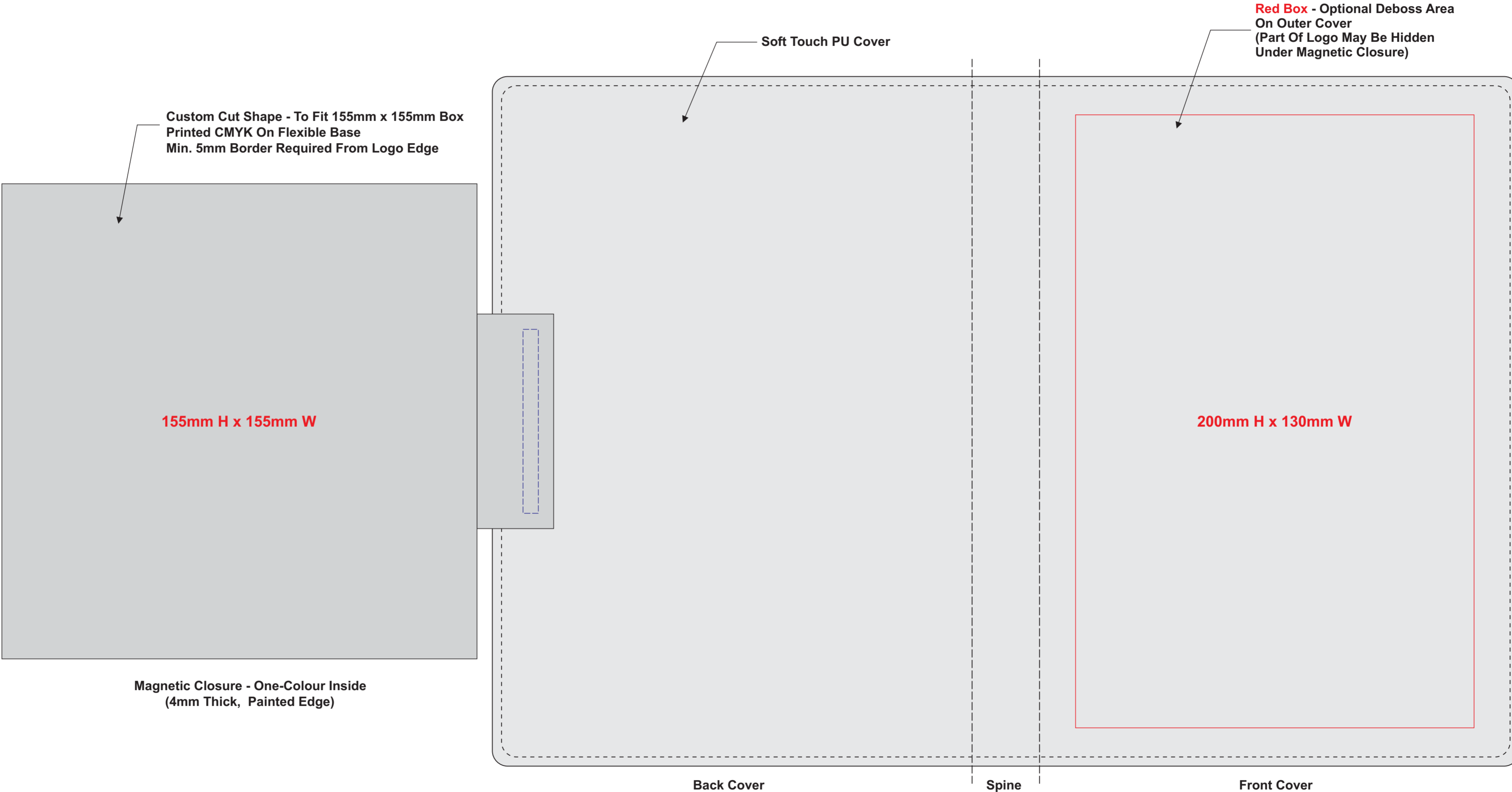
Required Details:

Outside PU Colour: _____
Inside PU Colour: _____
Outside Stitch Colour: _____
Inside Stitch Colour: _____
Magnetic Clip Background Colour: _____
Magnetic Clip Inner Colour: _____
Pen Loop Colour: _____
Deboss Required On Outer Cover (Y/N): _____
Deboss Required On Inner Pocket (Y/N): _____
Inner Notebook Ribbon Colour: _____
Notebook Flysheet Required (Y/N) (additional \$): _____

*Desired Colours: Please let us know the desired Pantone colours and we will do our best find the closest match from our range of 45+ colour options

*Deboss: Deboss in 1 position (outside or inside) is included in the product pricing. If deboss is required on both positions, additional charges will apply.

COVER OUTSIDE:



Custom Cut Shape - To Fit 155mm x 155mm Box
Printed CMYK On Flexible Base
Min. 5mm Border Required From Logo Edge

155mm H x 155mm W

Magnetic Closure - One-Colour Inside
(4mm Thick, Painted Edge)

Soft Touch PU Cover

Red Box - Optional Deboss Area
On Outer Cover
(Part Of Logo May Be Hidden
Under Magnetic Closure)

200mm H x 130mm W

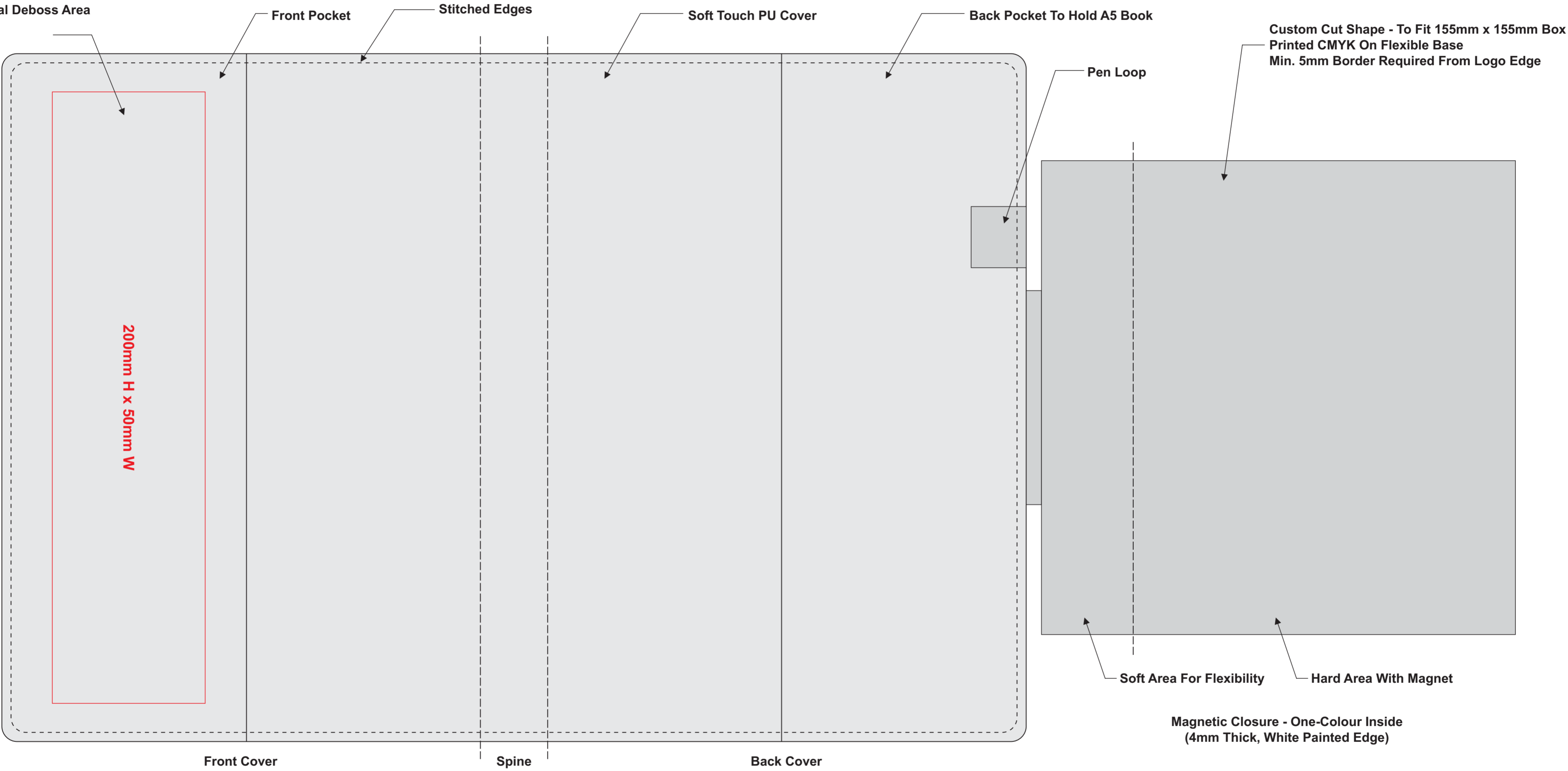
Back Cover

Spine

Front Cover

COVER INSIDE:

Red Box - Optional Deboss Area
On Inner Pocket



Front Pocket

Stitched Edges

Soft Touch PU Cover

Back Pocket To Hold A5 Book

Pen Loop

Custom Cut Shape - To Fit 155mm x 155mm Box
Printed CMYK On Flexible Base
Min. 5mm Border Required From Logo Edge

200mm H x 50mm W

Soft Area For Flexibility

Hard Area With Magnet

Magnetic Closure - One-Colour Inside
(4mm Thick, White Painted Edge)

Front Cover

Spine

Back Cover

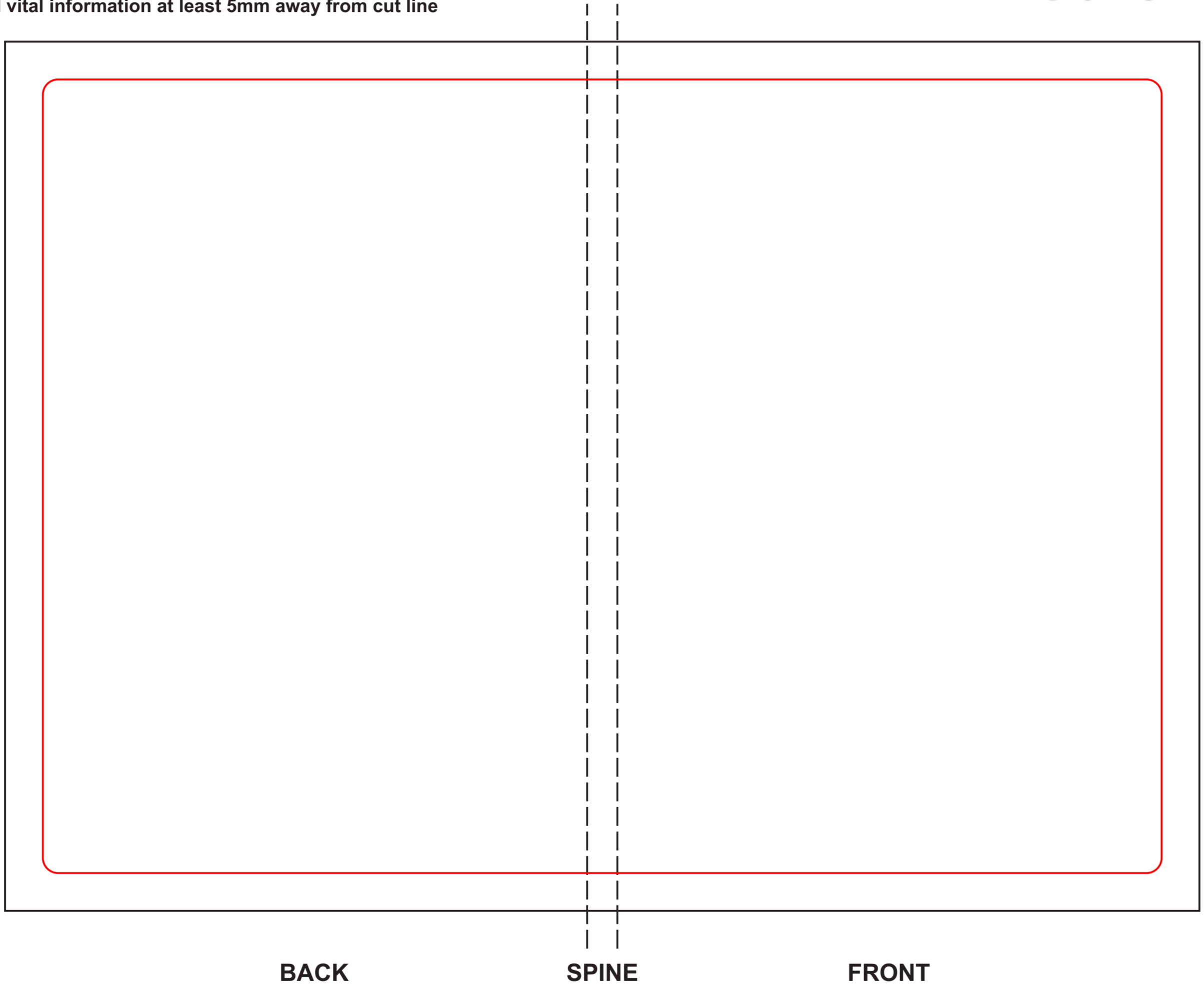
INNER NOTEBOOK:

— Artwork with Bleed

— Cut Line

*Please keep all vital information at least 5mm away from cut line

Cover




INNER NOTEBOOK:

— Artwork with Bleed

— Cut Line

*Please keep all vital information at least 5mm away from cut line

Optional Flysheet



LEFT

RIGHT